

Liquid Super Separator

Element Free Pneumatic Liquid Separator

Newly developed "Liquid Super Separator" is a new concept of a pneumatic mist remover without filter element. The "Element Free Pneumatic Water Separator" uses a special centrifugal technique with "radial multi-nozzles" that is world patent pending and makes it possible to reject liquid mist (water and oil) to 99.9%! This pneumatic mist separator is virtually maintenance free, as there is no need to replace any filter element. A standard traditional filter with an element and automatic drain may be placed downstream to control micron size but the high liquid and mist removal of the separator will keep it clean and it may not require element replacement for an extended period of time. Maintains extremely low pressure drop

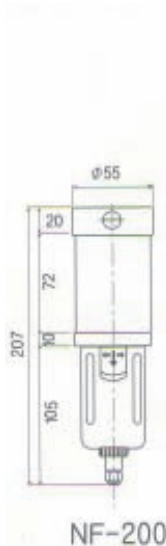
Features:

- ▶ No filter element
- ▶ Minimal pressure drop
- ▶ Maintenance free
- ▶ Complete mist rejection
- ▶ Mist rejection rate : 99.99%
- ▶ Oil mist rejection rate : 99.99%
- ▶ Semi-permanent durability
- ▶ Power free
- ▶ Complete with Auto-drain
- ▶ No performance change over time
- ▶ Trouble free with simple construction
- ▶ Large capacity but compact
- ▶ Low cost

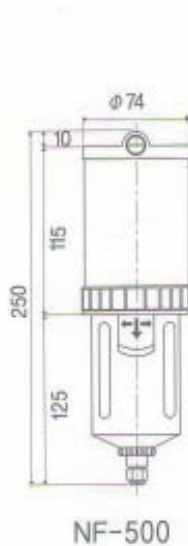


Dimensions: Three standard sizes

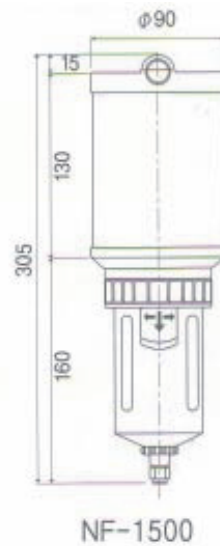
NF-200 (9 scfm)



NF-500 (22 scfm)



NF-1500 (64 scfm)



Specifications

DESCRIPTION	NF-200	NF-500	NF-1500
Max. operation flow rate SCFM(Nl/min)	9 (200)	22 (500)	64 (1500)
Max. pressure drop (PSIG) (Mpa) {Kgf/cm2}	3.5 (0-0.025) {0-0.25}		
Operating pressure range (PSIG) (Mpa) {Kgf/cm2}	140 (0.01-1.0) {1.0-10.2}		
Max pressure before failure(PSIG) (Mpa) {Kgf/cm2}	172 (1.2) {12.1}		
Fluid temperature range (°F) (°C)	(68 to 140°F) (-20-60°C)		
Type of drain valve	Automatic (can be drained manually)		
Air line connection diameter (inches)	NPT-1/4"	NPT-1/4"	NPT-1/2"
Drain outlet connection diameter (Rc)	1/4 (Ø6.35mm) One touch nipple Type		
Weight (kg)	0.40	0.75	1.10
External Dimensions (mm)	Ø55×207	Ø74×250	Ø90×305

SPECIALS - high pressure units, manual drain types, super large versions and miniature versions can be requested.

Using The Super Separator

Very large water separators sometimes used upstream to remove liquid but it does not prevent downstream condensation due to the temperature difference between the inside and outside of the compressed air line.

The Super Liquid Separator is installed at the end of a compressed air main line before a branch line, or just before the outlet of air use for the complete rejection of the mist due to the condensation inside the pipe and also remove any oil mist to 99.9%. This makes it possible to get an essentially maintenance free operation in the control of water and moisture in air line. The only possible part change would be the replacement of the auto drain valve giving the unit a semi permanent life time.

CABINET ENCLOSURE TEMPERATURE WARNING LABEL

For Qualitative Warning of Possible Over Heating of Electrical and Electronic Enclosures, by Nex Flow™ Air Products Corp. www.nexflowair.com or www.nex-flow.com
Instructions: Place labels on outside of panel above and to the left with major heat source inside of panel

95°F or 35°C
WARNING
HIGH TEMPERATURE

If this label turns **ORANGE**, it is very hot inside the control panel and this heat may cause damage to electrical and electronic components inside. Please check and correct as soon as possible to avoid potential damage.

106°F or 41°C
DANGER
EXTREME HIGH TEMPERATURE

If this label turns **RED**, then the heat inside the panel is extreme and can cause serious damage to electrical and electronic components inside. Please check and correct without delay to avoid potential damage.

Temperature indicated is from the outside surface of the panel and temperature inside may actually be slightly more or less. If label indicates warning please check the inside for overheating conditions that may cause damage. If label indicates danger level of possible very hot temperatures please address the problem immediately.
Please contact Nex Flow™ Air Products Corp. or their local representative to address to Cabinet Enclosure Cooling needs.

Web Site: www.nexflowair.com or www.nex-flow.com
USA AND CANADA: 1-877-797-2777 INTERNATIONAL: +1 416-610-1313
NOTE: This Label is designed to indicate surface temperature only and only to be used as a guide. Proper instrumentation should be used to verify inside temperatures.

With every Panel Cooler you receive a Free Panel Cooler Temperature Warning Indicator Sticker. It will provide a dual qualitative warning level and danger level if the temperature inside your control cabinet is too high. Use on any control panels you wish to monitor. Extra stickers may be purchased from NexFlow - Part Number 69600.