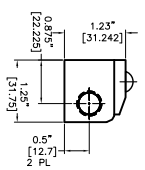
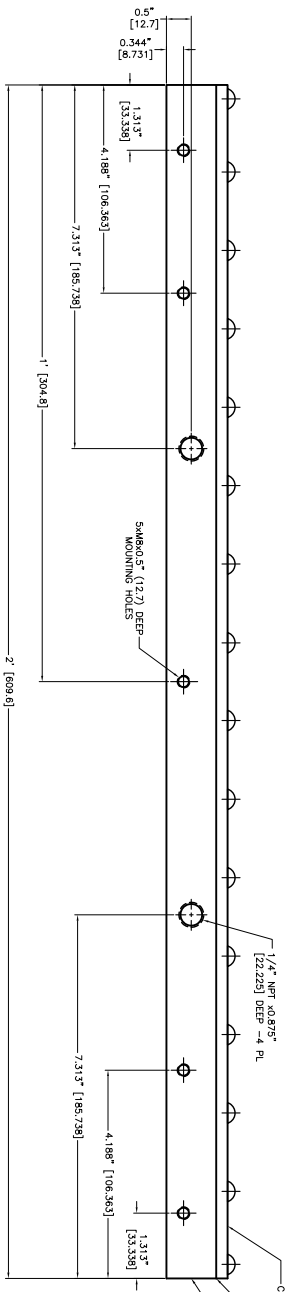
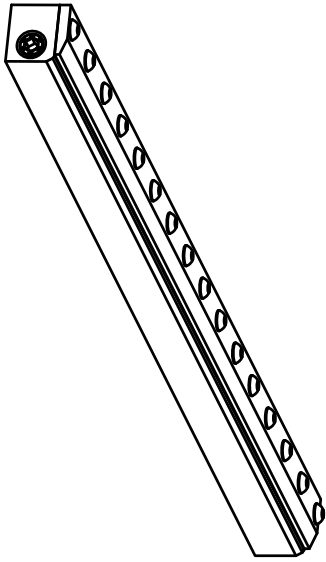
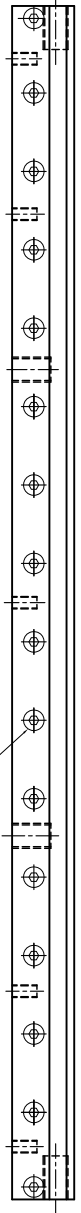


- NOTES:
- 1 ALL DIMENSIONS SHOWN ARE FINISH OPERATIONAL DIMENSIONS WHICH INCLUDE RESIDUAL COATINGS UNLESS OTHERWISE SPECIFIED.
 - 2 PART TO BE PACKED PROPERLY TO AVOID ANY DAMAGE WHILE SHIPPING & HANDLING.
 - 3 ALL HORIZONTAL DIMENSIONS ARE SYMMETRICAL ABOUT VERTICAL CENTER LINE UNLESS OTHERWISE SPECIFIED.



| REVISIONS | | |
|-----------|-------------|------|
| REV | DESCRIPTION | DATE |
| 1 | | |
| 2 | | |

| | | | |
|---|--|---|--|
| | | GENERAL NOTES 1. VERIFY ALL DIMENSIONS AND TOLERANCES IN THIS DRAWING. 2. ALL DIMENSIONS ARE FINISH OPERATIONAL DIMENSIONS UNLESS OTHERWISE SPECIFIED. 3. ALL DIMENSIONS ARE SYMMETRICAL ABOUT VERTICAL CENTER LINE UNLESS OTHERWISE SPECIFIED. 4. HOLE SIZE IS ACCORDANCE WITH ANSI B92.1 | |
| ALUMINUM/SS-304 | | CONTRACT NUMBER - | |
| 24" STANDARD AIR BLADE AIR KNIFE | | DATE 08/20/2014 | |
| 10024 | | SCALE 1:1 | |
| 10024 | | REV 2 | |

NEX FLOW AIR PRODUCTS CORP.
 10620 YONGE STREET UNIT 200-220 RICHMOND HILL, ON L4C 3G7
 TEL: (416) 401-5315 & FAX: (416) 410-1800 nexflow@nex.com

8 7 6 5 4 3 2 1