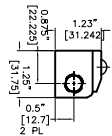
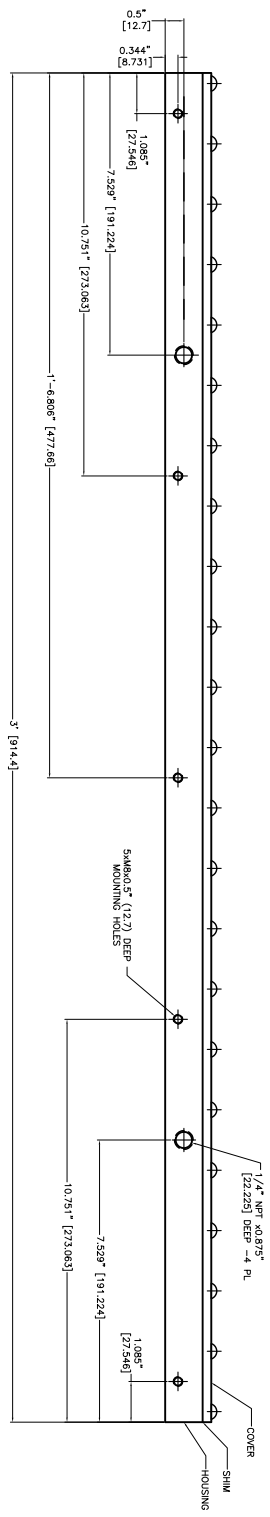
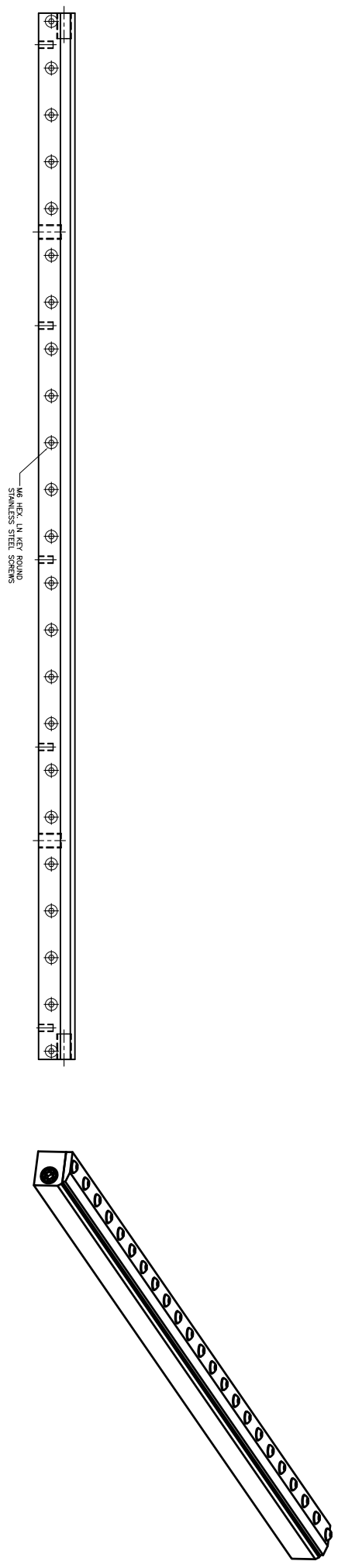


- NOTES:
- 1 ALL DIMENSIONS SHOWN ARE FINISH OPERATIONAL DIMENSIONS WHICH INCLUDE RESIDUAL COATINGS UNLESS OTHERWISE SPECIFIED.
 - 2 PART TO BE PACKED PROPERLY TO AVOID ANY DAMAGE WHILE SHIPPING & HANDLING.
 - 3 ALL HORIZONTAL DIMENSIONS ARE SYMMETRICAL ABOUT VERTICAL CENTER LINE UNLESS OTHERWISE SPECIFIED.



REVISIONS			
REV	DESCRIPTION	DATE	APPROVED
1			
2			

		NEX FLOW AIR PRODUCTS CORP. 10500 WINDY STREET UNIT 28B-220, ROCKDALE, ILL. 60422 TEL: (480) 400-5153 & FAX: (480) 400-1008 WWW.NEXFLOW.COM	
36" STANDARD AIR BLADE AIR KNIFE		OUTLINE DRAWING OF	
ALUMINUM/SS-304		10036	
1. LAMINATE FINISH 2. ANODIZED 3. REBUILT AND TEST 4. HOLES IN ACCORDANCE WITH AWS D10.9		1. 36" x 1.23" x 1.22" 2. 1.085" x 1.22" x 1.22" 3. 1.085" x 1.22" x 1.22" 4. 1.085" x 1.22" x 1.22"	
1. 1/4 x 1/4 x 0.075 PL [22.225] DEEP -4 PL 2. 5/8 x 0.2 (1.27) DEEP MOUNTING HOLES 3. COVER 4. HOUSING		1. 1.23" x 1.22" x 1.22" 2. 1.085" x 1.22" x 1.22" 3. 1.085" x 1.22" x 1.22" 4. 1.085" x 1.22" x 1.22"	

8 7 6 5 4 3 2 1