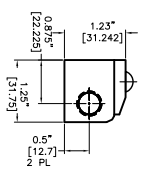
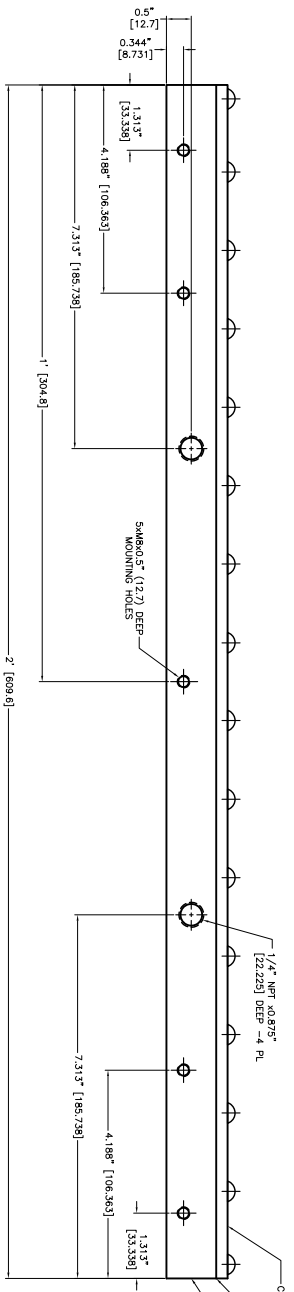
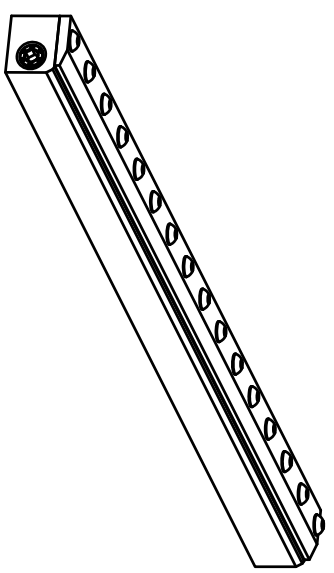
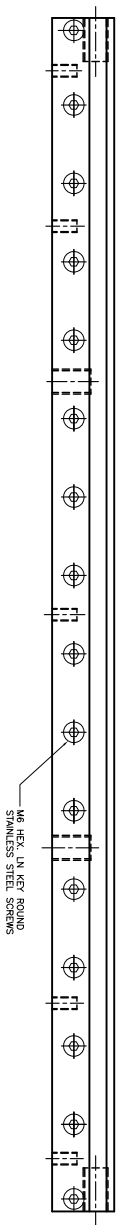


- NOTES:
- 1 ALL DIMENSIONS SHOWN ARE FINISH OPERATIONAL DIMENSIONS WHICH INCLUDE RESIDUAL COATINGS UNLESS OTHERWISE SPECIFIED.
 - 2 PART TO BE PACKED PROPERLY TO AVOID ANY DAMAGE WHILE SHIPPING & HANDLING.
 - 3 ALL HORIZONTAL DIMENSIONS ARE SYMMETRICAL ABOUT VERTICAL CENTER LINE UNLESS OTHERWISE SPECIFIED.



REVISIONS		DATE	APPROVED
REV	DESCRIPTION		
1			
2			

WIND BLADE PROTECTION ALUMINUM/SS-304			
GENERAL NOTES 1. VERIFY ALL DIMENSIONS AND TOLERANCES IN THIS DRAWING. 2. VERIFY ALL DIMENSIONS AND TOLERANCES IN THIS DRAWING. 3. VERIFY ALL DIMENSIONS AND TOLERANCES IN THIS DRAWING. 4. VERIFY ALL DIMENSIONS AND TOLERANCES IN THIS DRAWING.		CONTRACT NUMBER -	
GENERAL NOTES 1. VERIFY ALL DIMENSIONS AND TOLERANCES IN THIS DRAWING. 2. VERIFY ALL DIMENSIONS AND TOLERANCES IN THIS DRAWING. 3. VERIFY ALL DIMENSIONS AND TOLERANCES IN THIS DRAWING. 4. VERIFY ALL DIMENSIONS AND TOLERANCES IN THIS DRAWING.		DATE 08/20/2014	
GENERAL NOTES 1. VERIFY ALL DIMENSIONS AND TOLERANCES IN THIS DRAWING. 2. VERIFY ALL DIMENSIONS AND TOLERANCES IN THIS DRAWING. 3. VERIFY ALL DIMENSIONS AND TOLERANCES IN THIS DRAWING. 4. VERIFY ALL DIMENSIONS AND TOLERANCES IN THIS DRAWING.		PROJECT 24" STANDARD AIR BLADE AIR KNIFE	
GENERAL NOTES 1. VERIFY ALL DIMENSIONS AND TOLERANCES IN THIS DRAWING. 2. VERIFY ALL DIMENSIONS AND TOLERANCES IN THIS DRAWING. 3. VERIFY ALL DIMENSIONS AND TOLERANCES IN THIS DRAWING. 4. VERIFY ALL DIMENSIONS AND TOLERANCES IN THIS DRAWING.		SCALE 1:1	
GENERAL NOTES 1. VERIFY ALL DIMENSIONS AND TOLERANCES IN THIS DRAWING. 2. VERIFY ALL DIMENSIONS AND TOLERANCES IN THIS DRAWING. 3. VERIFY ALL DIMENSIONS AND TOLERANCES IN THIS DRAWING. 4. VERIFY ALL DIMENSIONS AND TOLERANCES IN THIS DRAWING.		DATE 08/20/2014	
GENERAL NOTES 1. VERIFY ALL DIMENSIONS AND TOLERANCES IN THIS DRAWING. 2. VERIFY ALL DIMENSIONS AND TOLERANCES IN THIS DRAWING. 3. VERIFY ALL DIMENSIONS AND TOLERANCES IN THIS DRAWING. 4. VERIFY ALL DIMENSIONS AND TOLERANCES IN THIS DRAWING.		PROJECT 10024	
GENERAL NOTES 1. VERIFY ALL DIMENSIONS AND TOLERANCES IN THIS DRAWING. 2. VERIFY ALL DIMENSIONS AND TOLERANCES IN THIS DRAWING. 3. VERIFY ALL DIMENSIONS AND TOLERANCES IN THIS DRAWING. 4. VERIFY ALL DIMENSIONS AND TOLERANCES IN THIS DRAWING.		SCALE 1:1	
GENERAL NOTES 1. VERIFY ALL DIMENSIONS AND TOLERANCES IN THIS DRAWING. 2. VERIFY ALL DIMENSIONS AND TOLERANCES IN THIS DRAWING. 3. VERIFY ALL DIMENSIONS AND TOLERANCES IN THIS DRAWING. 4. VERIFY ALL DIMENSIONS AND TOLERANCES IN THIS DRAWING.		DATE 08/20/2014	
GENERAL NOTES 1. VERIFY ALL DIMENSIONS AND TOLERANCES IN THIS DRAWING. 2. VERIFY ALL DIMENSIONS AND TOLERANCES IN THIS DRAWING. 3. VERIFY ALL DIMENSIONS AND TOLERANCES IN THIS DRAWING. 4. VERIFY ALL DIMENSIONS AND TOLERANCES IN THIS DRAWING.		PROJECT 10024	
GENERAL NOTES 1. VERIFY ALL DIMENSIONS AND TOLERANCES IN THIS DRAWING. 2. VERIFY ALL DIMENSIONS AND TOLERANCES IN THIS DRAWING. 3. VERIFY ALL DIMENSIONS AND TOLERANCES IN THIS DRAWING. 4. VERIFY ALL DIMENSIONS AND TOLERANCES IN THIS DRAWING.		SCALE 1:1	

NEX FLOW AIR PRODUCTS CORP.
 10620 YONGE STREET UNIT 200-220 RICHMOND HILL, ON L4C 3G7
 TEL: (416) 401-5315 & FAX: (416) 410-1800 nexflow@nex.com

24" STANDARD AIR BLADE AIR KNIFE
 OUTLINE DRAWING OF

DATE: 08/20/2014
 PROJECT: 10024
 SCALE: 1:1
 SHEET: 1 OF 1