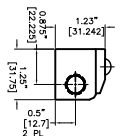
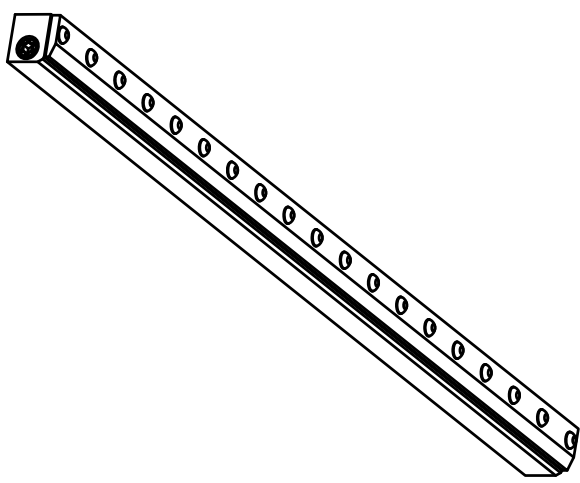
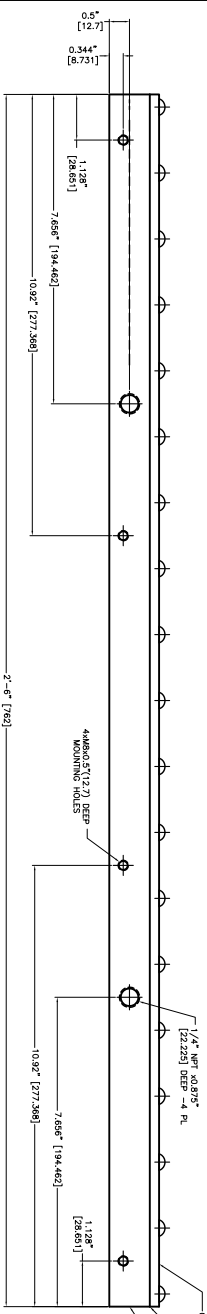


- NOTES:
- 1 ALL DIMENSIONS SHOWN ARE FINISH OPERATIONAL DIMENSIONS WHICH INCLUDE RESIDUAL COATINGS UNLESS OTHERWISE SPECIFIED.
 - 2 PART TO BE PACKED PROPERLY TO AVOID ANY DAMAGE WHILE SHIPPING & HANDLING.
 - 3 ALL HORIZONTAL DIMENSIONS ARE SYMMETRICAL ABOUT VERTICAL CENTER LINE UNLESS OTHERWISE SPECIFIED.



REVISIONS			
REV	DESCRIPTION	DATE	APPROVED
1	-	-	-
2	-	-	-

		GENERAL NOTES 1. DIMS ARE IN UNLESS NOTED OTHERWISE. 2. ACCORDANCE WITH ALL YIELD POINTS. 3. INTERNAL FINISH TO BE POLISHED. 4. BRACK SHOWN CHANGES 2008 TO 2011.	
ALUMINUM/SS-304		CONTRACT NUMBER -	
30\"/> 		DATE 08/20/2014	
10030		DESIGNER	
1:1		SCALE	
SMC-30		REV	
1		2	

NEX FLOW AIR PRODUCTS CORP.
 14020 YONCE STREET, UNIT 288-220, RICHMOND HILL, ON L4C 3C7
 TEL: (416) 410-1313 & FAX: (416) 410-1808 WWW.NFP-USA.COM

30\"/>

10030

1:1

SMC-30

3

4

5

6

7

8

2

3

4

5

6

7

8

A

B

C

D

E

A

B

C

D

E